



Access the easy-to-use Kit Selection Guide anytime, anywhere

NEW!

Miller ShockFusion™ Horizontal Lifeline Roof System *and Kits*



- Now available with do-it-yourself installation kits
- ShockFusion Kits Selection Guide available from a desktop, smart phone or tablet
- Innovative energy-absorbing design protects roof structure in the event of a fall
- Surface-mounted roof attachment reduces installation time by more than 50%

NEW!

Miller ShockFusion™ Horizontal Lifeline Kits

A variety of do-it-yourself Miller ShockFusion Horizontal Lifeline (HLL) Kits for rooftop safety are now available, and offer the same innovative energy-absorbing design as a custom ShockFusion System. The new kits are available for **simple straight line configurations** and are rated for one to four users. All Miller ShockFusion HLL Kits are designed to minimize deflection in the lifeline while effectively managing system forces to maintain a safe connection to a variety of roof structures. The unique mounting system makes installation quick and easy while reducing labor costs. **For more information on ShockFusion Horizontal Lifeline Kits contact Honeywell Technical Service at 800/873-5242.**

- ▶ **Pre-engineered straight lined solutions**
- ▶ **Available to order through distribution**
- ▶ **Do-it-yourself installation**
- ▶ **Easy-to-use selection guide (see pg. 5 for details)**

Miller ShockFusion™ Horizontal Lifeline Custom Engineered Systems

The Miller ShockFusion™ Horizontal Lifeline (HLL) System minimizes deflection in the lifeline while effectively managing system forces to maintain a safe connection to a variety of roof structures. The unique surface-mounted design eliminates the need to penetrate the roof structure, making installation quick and easy while reducing labor costs. **For ShockFusion Horizontal Lifeline Custom Engineered Systems requiring corners, installation and engineering contact Miller Engineered Solution at 800/325-6746.**

Comparison of ShockFusion™ vs. other HLL systems

Feature/Benefit:	Miller ShockFusion System	Competitive Surface Mounted Systems	Roof Penetrating Systems
▶ Minimizes fall clearance requirements	<input checked="" type="checkbox"/>	<input type="checkbox"/>	<input checked="" type="checkbox"/>
▶ Reduces the chance of multiple worker falls	<input checked="" type="checkbox"/>	<input type="checkbox"/>	<input checked="" type="checkbox"/>
▶ Provides easier rescue in the event of a fall	<input checked="" type="checkbox"/>	<input type="checkbox"/>	<input checked="" type="checkbox"/>
▶ Includes energy-absorbing posts	<input checked="" type="checkbox"/>	<input checked="" type="checkbox"/>	<input type="checkbox"/>
▶ Eliminates the need to open the roof	<input checked="" type="checkbox"/>	<input checked="" type="checkbox"/>	<input type="checkbox"/>
▶ Decreases installation time	<input checked="" type="checkbox"/>	<input checked="" type="checkbox"/>	<input type="checkbox"/>
▶ Lowers cost of installation	<input checked="" type="checkbox"/>	<input checked="" type="checkbox"/>	<input type="checkbox"/>
▶ Reduces the potential of a roof leak	<input checked="" type="checkbox"/>	<input checked="" type="checkbox"/>	<input type="checkbox"/>


- **Minimizes deflection requiring less fall clearance** – Many applications require less fall clearance since multiple roof elevations and other lower-level obstructions must be avoided.
- **Greater worker safety** – Minimizing lifeline deflection decreases the probability of a worker falling over an edge or creating a fall for additional workers.
- **Provides for an easier rescue** – Should a fall occur, rescue is easier and quicker since the system minimizes the distance a worker falls.
- **Significantly reduces system forces on the roof** – In the event of a fall, the energy-absorbing, load distribution design ensures a secure connection to the roof while protecting the underlying structure.
- **Attaches to the surface of existing roof structures** – Quick, easy installation reduces costs by requiring minimal labor and eliminating the need for structural roof penetration and repair.
- **Protects multiple workers while providing maximum mobility** – The continuous pass-through design provides safe access to all areas of a roof for up to six (6) workers per system. – ShockFusion Kits can accommodate up to four (4) workers.
- **Versatile surface-mounted system adapts to a variety of roof designs** – The Miller ShockFusion accommodates most industrial and commercial roof designs including standing seam, membrane, built-up, metal sheathing, concrete and wood.
- **Durable design withstands the changing outdoor environment** – Internal components are constructed of stainless steel for greater corrosion-resistance and extended service life. The steel post and base are zinc-plated and premium powder coated for increased durability.

Types of Horizontal Lifeline Roof Systems


Roof Penetrating Horizontal Lifeline Systems – are designed with rigid posts that minimize fall clearance but transfer high loads to the roof. Installation requires opening the roof to secure posts to the underlying structure increasing installation time, cost and the potential for water leaks.

Competitive Surface-mounted Horizontal Lifeline Systems – are designed to attach to the roof surface but allow system end posts to tip over which increases fall clearance requirements.

Miller ShockFusion Horizontal Lifeline System and Kits – are designed to attach to the roof surface, reducing installation time, cost and possible roof leaks. The unique design of the end and corner posts manages system forces without tipping over to minimize fall clearance requirements.




Adapts to a Variety of Roof Structures



Standing Seam Design

- Aluminum clamping mechanism is designed to pre-install to the base plate and is self centering for easy installation.
- The clamping bolts are tightened from above the plate for easy fastening and inspection.
- Three models are available to accommodate standing seam spacing up to 24 inches (610 mm).



Metal Sheathing Design

- Designed to attach to metal sheathing with a minimum 24 gauge (0.024-inch [.61 mm]) thickness.
- Hardware kit includes sealing materials to prevent water damage to roof.



Membrane/Built-up Design

- Easy-to-install toggle kit fastens through membrane, insulation and into metal sheathing, wood sheathing or concrete.
- Models available for built-up roof thicknesses accommodate up to 10.5 inches (267 mm).



Wood Design

- Includes lag screw kit.
- Installs into plywood with minimum thickness of 5/8-inch (15.9 mm) CDX.



Concrete Decking Design

- Includes concrete expansion anchor kit.
- Installs into concrete decking with minimum thickness of 6.5 inches (165 mm) and minimum concrete compressive strength of 3000 PSI (20.7 MPa).

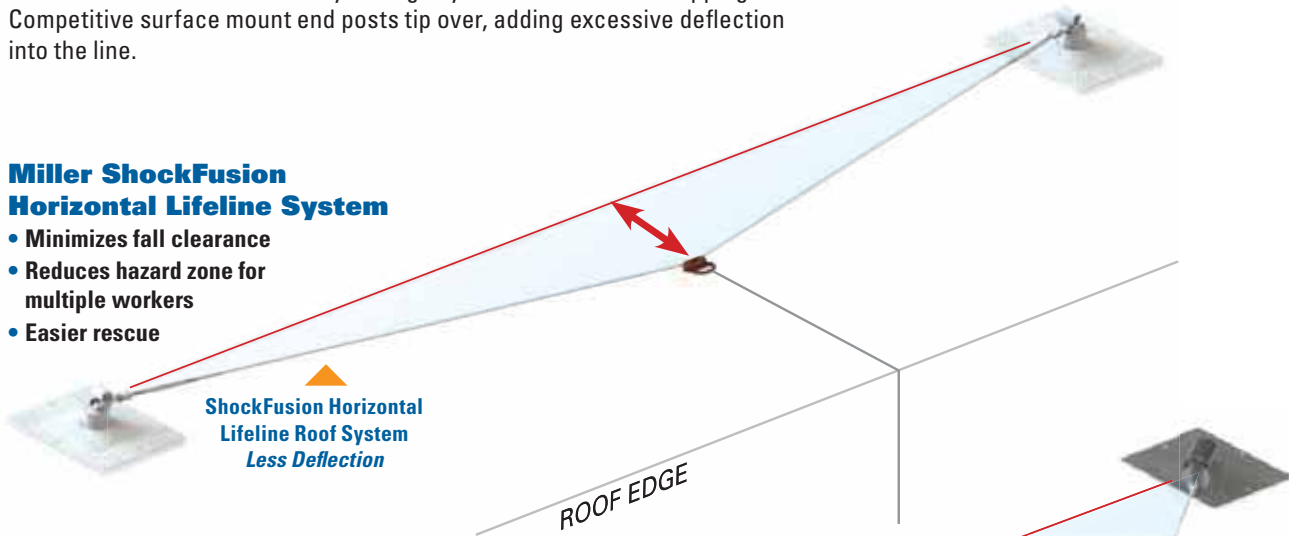


ShockFusion™ End & Corner Posts are engineered to keep system forces consistently low during a fall while minimizing fall clearance requirements

– ShockFusion Posts effectively manage system forces without tipping over. Competitive surface mount end posts tip over, adding excessive deflection into the line.

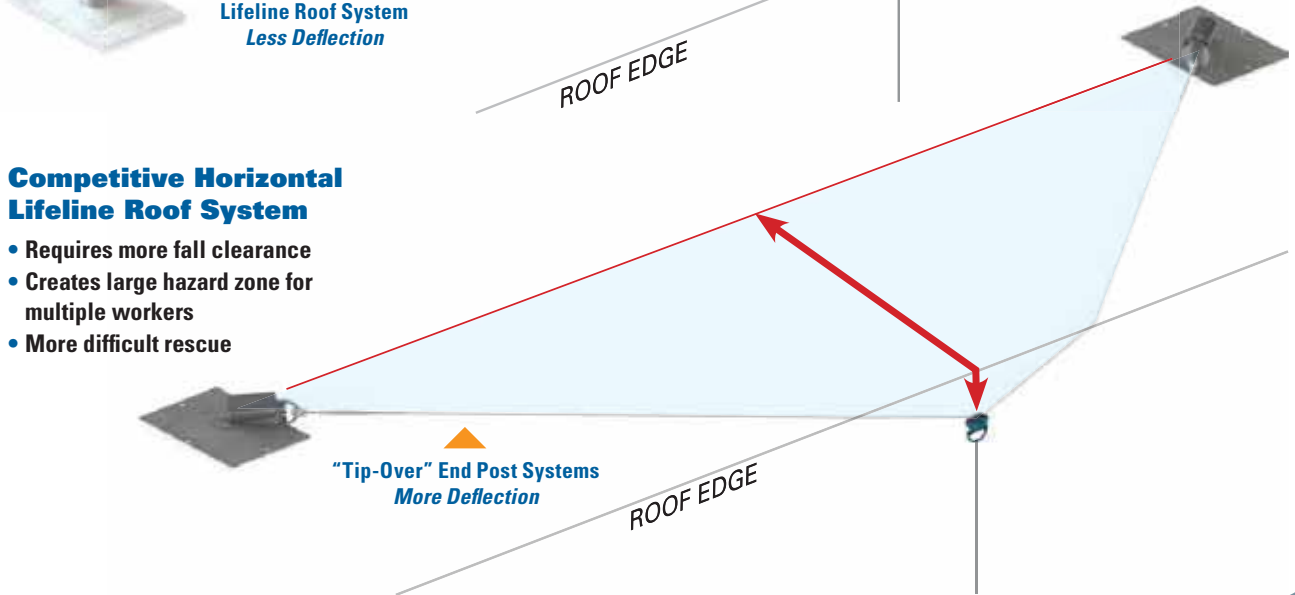
Miller ShockFusion Horizontal Lifeline Roof System

- Minimizes fall clearance
- Reduces hazard zone for multiple workers
- Easier rescue



Competitive Horizontal Lifeline Roof System

- Requires more fall clearance
- Creates large hazard zone for multiple workers
- More difficult rescue

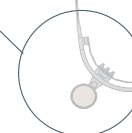


Applications

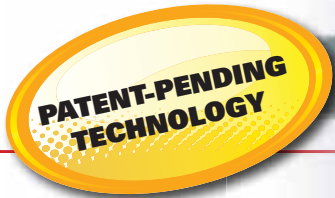
- Roof inspection and maintenance
- Air conditioning, ventilation fan and solar panel maintenance
- Skylight cleaning
- Debris removal from gutters
- Installation and maintenance of satellite dishes and other communication systems



ShockFusion Roof Post with 90° Corner Bracket



ShockFusion HLL System End & Corner Post



In the event of a fall, the Miller ShockFusion End & Corner Roof Posts' "non-tip-over" design absorbs energy and reduces line deflection that results in less fall clearance required.




- 1. Weather Cap
- Built-in Energy-absorbing Component
- Base Attachment



ShockFusion Roof Post with Turnbuckle Tension Indicator

Fusion™ Intermediate Roof Post

Fusion™ Intermediate Posts absorb energy and orient forces close to the roof surface – Unlike end and corner posts, the tipping action of intermediate posts does not add to the lifeline length. It positions the line close to the roof surface for a reduction in force to the post base.



- 1. Pass-through attachment
- Weather Cap
- Built-in Energy-absorbing Component
- Base Attachment



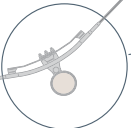
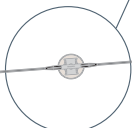
Fusion Roof Post with Bendable Pass-through Bracket



Fusion Roof Post with Universal Pass-through Bracket



ShockFusion Roof Post with 45° Corner Bracket



ShockFusion Kits Selection Guide – A helpful tool when ordering ShockFusion Kits

The ShockFusion Selection Guide is accessible any time, any place – whether working from a desktop, smart phone or tablet. After identifying the seven parameters for your application, the selection guide will determine the components required, and will provide you with a ShockFusion HLL Kit part number which you can order from your Miller/Honeywell Distributor, and install yourself.

7 Easy Steps

- 1 Roof type
- 2 Attachment kit
- 3 System length
- 4 Connecting device
- 5 Workers per span
- 6 Connecting device length
- 7 Fall clearance

Use the new online ShockFusion Selection Guide to access and order a ShockFusion Kit that meets your exact application! Scan the QR code or visit millerfallprotection.com/shockfusionkits



FREE
Get it now



millerfallprotection.com/shockfusionkits

Miller ShockFusion HLL System Kits

Should your job application require a different kit variation than those being offered, utilize the new online ShockFusion Selection Guide to assemble a kit with the required components to meet your exact application.

Description	Model	Length		Connecting Device (sold separately)	
		60 ft. (18m)	120 ft. (37m)	Shock-Absorbing Lanyard	Self-Retracting Lifeline
<p>The following Miller ShockFusion Horizontal Lifeline (HLL) System Kits are simple straight line systems for 2-users per span up to 120 ft. The Miller ShockFusion HLL System minimizes deflection in the lifeline while effectively managing system forces to maintain a safe connection to a variety of roof structures. The unique surface-mounted design eliminates the need to penetrate the roof structure, making installation quick and easy while reducing labor costs.</p>					
ShockFusion Kit with Large Base for Standing Seam Roofs. Includes hardware kit: X11018 - Standard Seam Spacing from 11.75 inches to 17 inches (298mm to 432mm).	SFLB18L182/120				
	SFLB18L182/60				
	SFLB18S182/120				
	SFLB18S182/60				
ShockFusion Kit with Large Base for Standing Seam Roofs. Includes hardware kit: X11020 - Fusion standing seam kit for up to 24 inches (610mm) spacing with extension bar, stiffeners, shims and clamp assemblies.	SFLB20L182/120				
	SFLB20L182/60				
	SFLB20S182/120				
	SFLB20S182/60				
ShockFusion Kit with Membrane Roof Base. Includes hardware kit: X11004 - Toggle bolt kit for membrane roofing up to 5.5 inches (140mm) thick.	SFME04L182/120				
	SFME04L182/60				
	SFME04S182/120				
	SFME04S182/60				
ShockFusion Kit with Membrane Roof Base. Includes hardware kit: X11005 - Toggle bolt kit for membrane roofing > 5.5 inches up to 10.5 inches thick (140mm to 267mm).	SFME05L182/120				
	SFME05L182/60				
	SFME05S182/120				
	SFME05S182/60				
ShockFusion Kit with Multipurpose Base for Metal Sheathing, Trapezoidal, Wood and Concrete Roofs. Includes hardware kit: X11003 - Rivot kit with sealing washers and masking tape.	SFMU03L182/120				
	SFMU03L182/60				
	SFMU03S182/120				
	SFMU03S182/60				
ShockFusion Kit with Multipurpose Base for Metal Sheathing, Trapezoidal, Wood and Concrete Roofs. Includes hardware kit: X11006 - Lag screw kit.	SFMU06L182/120				
	SFMU06L182/60				
	SFMU06S182/120				
	SFMU06S182/60				
ShockFusion Kit with Multipurpose Base for Metal Sheathing, Trapezoidal, Wood and Concrete Roofs. Includes hardware kit: X11007 - Concrete expansion bolt anchor kit.	SFMU07L182/120				
	SFMU07L182/60				
	SFMU07S182/120				
	SFMU07S182/60				

Universal Intermediate Brackets

Pass-through Design for 100% Connection

The automatic pass-through design allows for smooth passage of the Xenon shuttle providing 100% connection to the system. The single-bolt design and easy-to-remove cable holder guide simplifies installation and maintenance. In the event of a load impact or fall, individual brackets can be replaced without disassembling or replacing the original wire rope. Available in adjustable or fixed-position styles for maximum versatility.



Xenon Automatic Pass-through Shuttle

The Xenon Shuttle self-aligns for smooth pass-through of intermediate brackets. A double-locking mechanism ensures security, yet allows for easy, one-hand operation. With no moving pass-through parts, the shuttle is ideal for dusty, gritty or salty environments.

Miller Turbo T-BAK™ TurboLite™ Tie-Back Personal Fall Limiter

Ideal for use with the **Miller ShockFusion Horizontal Lifeline System*** **Integrated energy absorber** ensures the fall forces on the worker are reduced in the event of a fall

Xtreme performance webbing and the

**When used with a ShockFusion System, the Turbo T-BAK PFL snap hook is connected directly to the Xenon shuttle. The snap hook does not get tied-back to the webbing.*

Miller 5K® Snap Hook provide better edge protection in the event of a fall

7.5 ft. (2.3 m) working capacity lifeline for added mobility



▲ This equipment should only be used after reading the manufacturer's instructions. Failure to follow instructions could result in serious injury or fatality.

MILLER®

by Honeywell

▶ **Ask the Expert ... Ask Miller.**

800/325-6746 - ShockFusion HLL Custom Engineered Systems

800/873-5242 - ShockFusion HLL Kits

www.millerfallprotection.com

LMSFB

Honeywell