

EASY SCALE SCAFFOLDING EQUIPMENT LIST

DATE:

PROJECT NAME:

PROJECT LOCATION:

ALUMA SALES REP:

CUSTOMER NAME:

COPIES FOR: LEN BARGUS

<u>PART #</u>	<u>DESCRIPTION</u>	<u>QUANTITY</u>
D07	BEAM -----	
D07-E6	(6')EXTENSION BEAM-----	
D07-E8	(8')EXTENSION BEAM-----	
D07-24	24' DUAL SIDED BEAM-----	
D35	ADJUSTABLE BRKT-----	
D35X	16" BRACKET EXTENSION -----	
D45	ADJUSTABLE BRKT -----	
D80A	EXTENSION BRACKET (TOP PIECE "U" BRKT.)-----	
D80B	EXTENSION BRACKET (MIDDLE PIECE)-----	
D80C	EXTENSION BRACKET (BOTTOM BASE PLATE)-----	
D08-07	STANDARD BRACKET -----	
D08-14	-----	
D08-17	-----	
D08-21	-----	
D08-24	-----	
D08-28	-----	
D08-31	-----	
D08-38	-----	
D08X-17	STANDARD X-BRACKET-----	
D08X-21	-----	
D08X-24	-----	
D08X-28	-----	
D08X-31	-----	
D08X-38	-----	
D09	CABLE RING -----	
TC75	CABLES 75 FT Y -----	
TC100	CABLES 100 FT R -----	
TC150	CABLES 150 FT G -----	
TC200	CABLES 200 FT B -----	
T508	GRIPHOIST TIRFOR-----	
D10A	STANDARD FRAMES -----	
D10B	SCAFFOLD FRAME FOR CORNER ASSEMBLIES -----	
D10C	SCAFFOLD FRAME FOR BOTTOM CHORDS -----	
D10B-C	SCAFFOLD FRAME FOR CORNER ASSEMBLIES AND FOR BOTTOM CHORDS-----	
FP	FRAME PALLETS -----	
D06	TIRFOR HANDLE -----	
D19	DIAGONAL BRACE 7 B -----	
D18	DIAGONAL BRACE 6 G -----	
D17	DIAGONAL BRACE 5 R -----	
D16	DIAGONAL BRACE 4 Y -----	

<u>PART #</u>	<u>DESCRIPTION</u>	<u>QUANTITY</u>
D40-10	WIRE CROSS BRACE 10F	-----
D40-7	WIRE CROSS BRACE 7 B	-----
D40-6	WIRE CROSS BRACE 6 G	-----
D40-5	WIRE CROSS BRACE 5 R	-----
D40-4	WIRE CROSS BRACE 4 Y	-----
D19X	CROSS BRACE 7B	-----
D18X	CROSS BRACE 6G	-----
D17X	CROSS BRACE 5R	-----
D16X	CROSS BRACE 4Y	-----
D19S	SINGLE BRACE 7 B	-----
D18S	SINGLE BRACE 6 G	-----
D17S	SINGLE BRACE 5 R	-----
D16S	SINGLE BRACE 4 Y	-----
D20	GUARDRAIL 10F	-----
D15	GUARDRAIL 7 B	-----
D14	GUARDRAIL 6 G	-----
D13	GUARDRAIL 5 R	-----
D12	GUARDRAIL 4 Y	-----
D11	ENDGUARDRAIL	-----
D28/44	ADJUSTABLE CRN (IN)	-----
D34/43	ADJUSTABLE CRN (OUT)	-----
D30L	BOTTOM CHORD EXT. (LONG PIECE FOR D10A, D10C)	-----
D30S	BOTTOM CHORD EXT. (SHORT PIECE FOR D10B, D10C, D10B-C)	-----
D29	SIDE EXTENSION BRKT	-----
D32	EXTENSION POST	-----
D31	HANDRAIL POST	-----
D33	UNIVERSAL CLAMPS	-----
D36	CABLE WINDERS	-----
D37	TOP CHORD ENCL.	-----
D38	BOTTOM CHORD ENCL.	-----
D41	HOLDOFF STRUT	-----
D46	ADJ. CRN. BRACE	-----

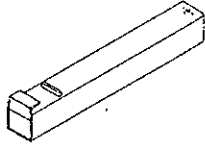
HARDWARE AND MISCELLANEOUS

	3/4 x 9" BOLTS C/W NUTS & WASHERS	-----
	5/16" CROSBY CLIPS	-----
	10 mm THREADED RODS C/W N&W	-----
	3/32" HITCH PINS	-----
HSL M10/20	HILTI ANCHOR BOLTS	-----
PSE 14/10	UPAT ANCHOR BOLTS	-----
	SAFETY LINE (SPECIFY LENGTH)	-----
	-----	-----
	OTHER (SPECIFY)	-----
	HARDWARE DETAILS ATTACHED	-----

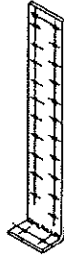
HARDWARE DETAILS OF E.S.S.L. COMPONENTS

<u>PART #</u>	<u>DESCRIPTION</u>	<u>QTY</u>	<u>HOLE SIZE</u>	<u>LENGTH</u>	<u>DESCRIPTION/REMARKS</u>
D07	Outrigger Beam	1	3/4	-----	Nut/Washer
		1	3/4	9"	Bolt
		1	3/4	2"- 4"	Bolt if needed
D10	Frame	2	-----	-----	Forged Drop Locks
D37	Top Chord Enclosure	2	3/8	-----	Nut/Washer
		2	3/8	3"	Bolt
D33	Universal Clamp	1	1/2	-----	Wing Nut
		1	1/2	4 3/8"	Rod Ring
D11	End Guardrail	1	1/2	-----	Wing Nut
D29	Side Extension Bracket	1	1/2	-----	Nut/Washer
		1	1/2	5"	Bolt
D30	Bottom Chord Extension	4	1/2	-----	Nut/Washer
		4	1/2	5"	Bolt
D31	Handrail Post	1	1/2	-----	Nut/Washer
		1	1/2	3 1/2"	Bolt
D32	Extension Post	1	1/2	-----	Nut/Washer
		1	1/2	3 1/2"	Bolt
D28	Adjustable Corner Stringer (Inside Assembly)	3	3/4	-----	Nut/Washer
		3	3/4	1 3/4"-2"	Bolt (Grade 2 Steel)
D34	Adjustable Corner Stringer (Outside Assembly)	3	3/4	-----	Nut/Washer
		3	3/4	1 3/4"-2"	Bolt(Grade 2 Steel)
D43	Adujustable Corner Stringer (Outside Assembly)	5	1/2	-----	Nuts/Washers
		4	1/8	-----	Cotter Pins
		5	1/2	5 1/2"	Bolts
D44	Adjustable Corner Stringer (Inside Assembly)	5	1/2	-----	Nuts/Washers
		4	1/8	-----	Cotter Pins
		5	1/2	5 1/2"	Bolts
D43,D44	Swivel Connector Bracket	1	3/4	-----	Nut/Washer/Cotter Pin
		1	3/4	5"	Bolt
(For adjustable corner stringer - inside and outside)		1	3/4	-----	Nut/Washer/Cotter Pin
		1	3/4	2 1/4"	Bolt
		1	1/2	-----	Nut/Washer
		1	1/2	4 1/2"-5"	Bolt
D80 A,B,C	Extention bracket	2	5/8	4 5/8"	Bolt
		2	5/8	-----	Nut
D35X	Adjustable brkt. ext.	2	3/4	1 3/4"	Bolt
		2	3/4	-----	Nut
		2	3/4	-----	Washer

Easy Scale Scaffolding Limited



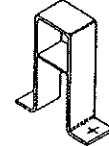
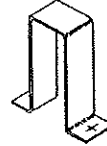
**Outrigger Beam
D07
(209#)**



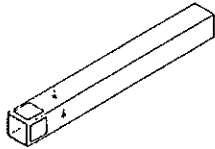
**Outrigger Brkt.
D45
(29#)**



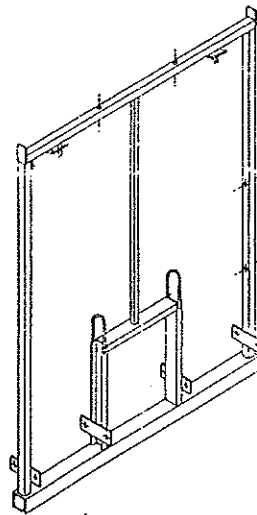
**Outrigger Brkt.
D08.....
(15# - Ht. Varies)**



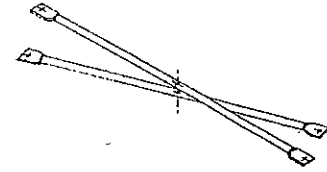
**Outrigger Brkt.
D08X.....
(22# - Ht. Varies)**



**Outrigger Extension
D07-E....
(14.6#/ft. - Lgth. Varies)**



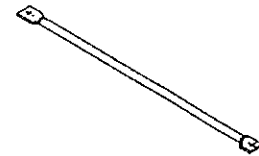
**Frames
D10A - Std. Frame
D10B - Corner Assembly Frame
D10C - Bottom Chord Frame
(144#)**



**Diagonal Brace - 4Y DI6 (13#)
- 5R D17 (15#)
- 6G D18 (17#)
- 7B D19 (19#)**

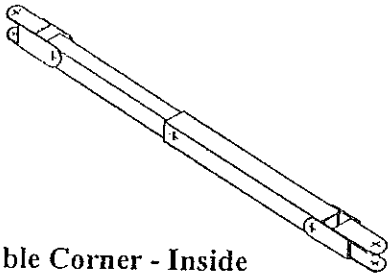


**Universal Clamp
D33
(2#)**

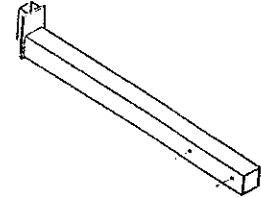


**Guardrail - 4Y D12 (7#)
- 5R D13 (9#)
- 6G D14 (10#)
- 7B D15 (12#)**

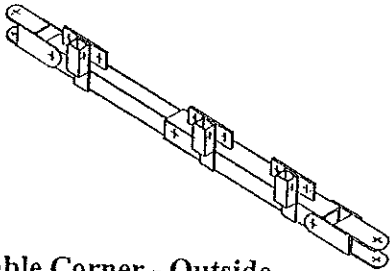
Easy Scale Scaffolding Limited



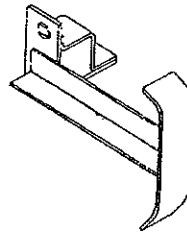
Adjustable Corner - Inside
D44
(92#)



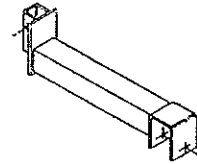
Bottom Chord Extension
D30
(30#)



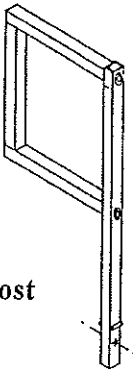
Adjustable Corner - Outside
D43
(138#)



Holdoff Strut
D41
(4#)

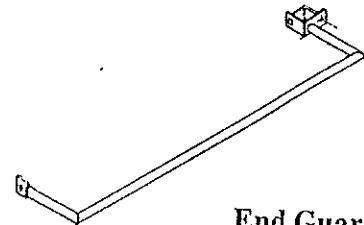


Side Extension
D29
(20#)

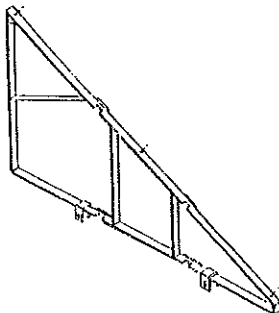


Extension Post
D32
(19#)

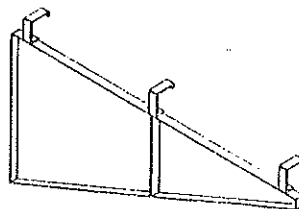
Handrail Post
D31
(11#)



End Guardrail
D11
(17#)



Top Chord Enclosure
D37
(28#)



Bottom Chord Enclosure
D38
(22#)



Wire Braces - 4Y D40 (1#)
- 5R D40 (1.5#)
- 6G D40 (2#)
- 7B D40 (2.5#)

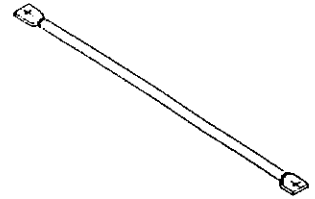
Easy Scale Scaffolding Limited



Cable Ring
D09
(7#)



Tirfor Cable
TC75 (14#)
TC100 (18#)
TC150 (27#)
TC200 (36#)



Straight Braces - 4Y D16S (9#)
- 5R D17S (11#)
- 6G D18S (13#)
- 7B D19S (15#)



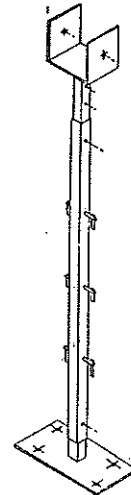
Outrigger Brkt. Extension
D35X
(5#)



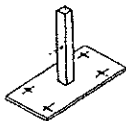
Extension Brkt. - Top
D80A
(17#)



Extension Brkt. - Middle
D80B
(2.16#/ft - Lgth. Varies)



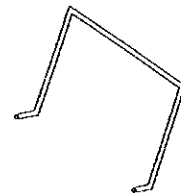
Extension Brkt. - Assembly
D80
(Wt. Varies)



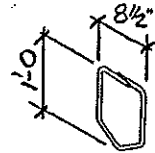
Extension Brkt. - Bottom
D08C
(15#)



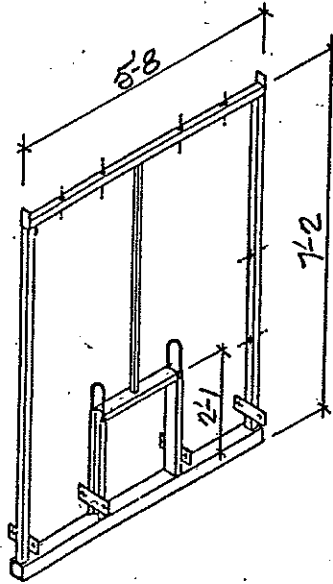
Tirfor
T508
(16#)



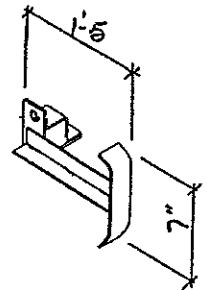
Tirfor Handle
D06
(4#)



Tirfor Cable
 TC75 (14#) 75'-0
 TC100 (18#) 100'-0
 TC150 (27#) 150'-0
 TC200 (36#) 200'-0



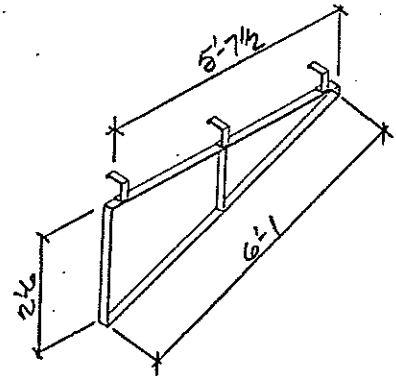
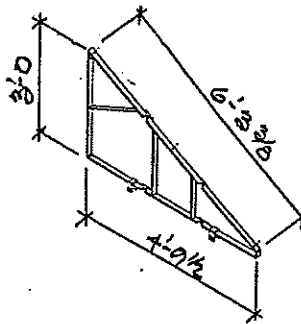
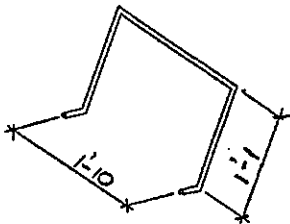
Cable Ring
 D09
 (7#)



Tirfor
 T508
 (16#)
 See Griphoist Catalogue

Frames
 D10A - Std. Frame
 D10B - Corner Assembly Frame
 (Red striped)
 D10C - Bottom Chord Frame
 (Black striped)
 (144#)

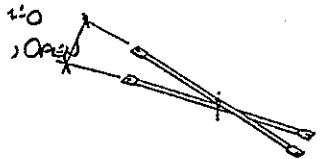
Holdoff Strut
 D41
 (4#)



Tirfor Handle
 D06
 (4#)

Top Chord Enclosure
 D37
 (28#)

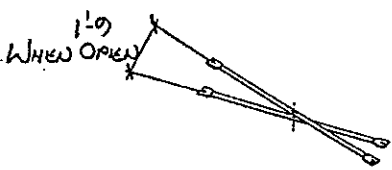
Bottom Chord Enclosure
 D38
 (22#)



- Diagonal Brace - 4Y DI6 (13#)**
 - 5R D17 (15#)
 - 6G D18 (17#)
 - 7B D19 (19#)



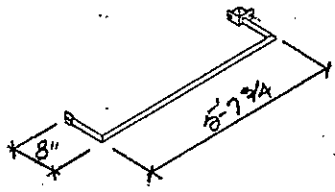
- Guardrail - 4Y D12 (7#)**
 - 5R D13 (9#)
 - 6G D14 (10#)
 - 7B D15 (12#)



Universal Clamp
 D33
 (2#)



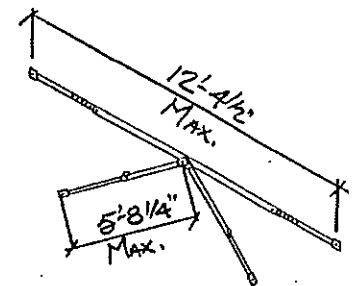
- Cross Braces - 4y D16X (13#)**
 - 5R D17X (15#)
 - 6G D18X (17#)
 - 7B D19X (19#)



- Wire Braces - 4Y D40 (1#)**
 - 5R D40 (1.5#)
 - 6G D40 (2#)
 - 7B D40 (2.5#)

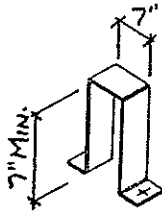


End Guardrail
 D11
 (17#)

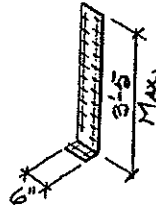


- Straight Braces - 4Y D16S (9#)**
 - 5R D17S (11#)
 - 6G D18S (13#)
 - 7B D19S (15#)

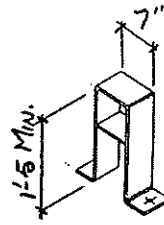
Ad justable Corner Brace
 D46
 (33#)



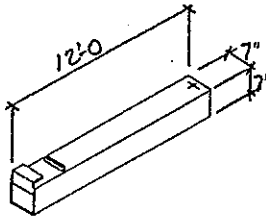
**Outrigger Brkt.
D08.....
(15# - Ht. Varies)**



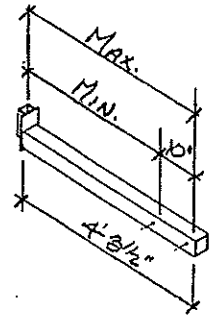
**Outrigger Brkt.
D45, D35
(29#)
D45 Max. Ht. - 2'-9 1/2" (33 1/2")**



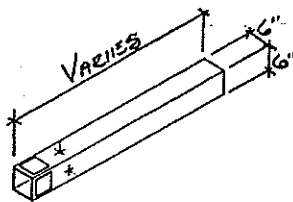
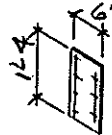
**Outrigger Brkt.
D08X.....
(22# - Ht. Varies)**



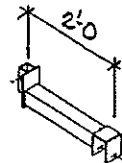
**Outrigger Beam
D07
(209#)**



**Bottom Chord Extension
D30
(30#)**



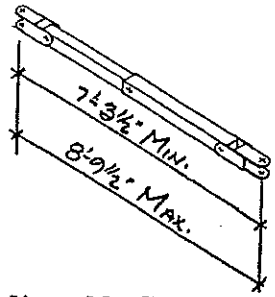
**Outrigger Brkt. Extension
D35X
When combined with D45
Max. Ht. - 4'-6"
(5#)**



**Side Extension
D29
(20#)**

**Outrigger Extension
D07-E....
(14.6#/ft. - Lgth. Varies)**

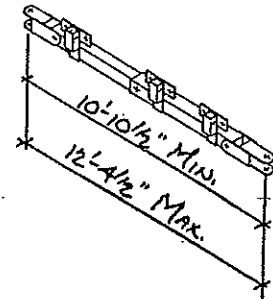
Easy Scale Scalloping Limited




Adjustable Corner - Inside
D44
 (92#)



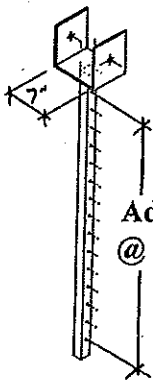
Handrail Post
D31
 (11#)



Adjustable Corner - Outside
D43
 (138#)

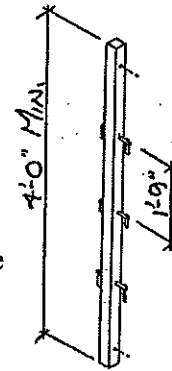


Extension Brkt. - Middle
D80B
 (2.16#/ft - Lgth. Varies)



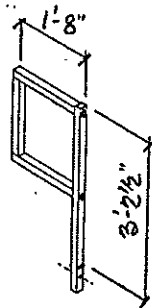
Extension Brkt. - Top
D80A
 (17#)

Adjustable to 3'-6"
 @ 3" Intervals

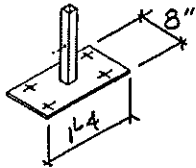


Extension Brkt. - Assembly
D80
 (Wt. Varies)


Use Cross Braces
 D16X
 D17X
 D18X
 D19X



Extension Brkt. - Bottom
D80C
 (15#)



Extension Post
D32
 (19#)



Min. Ht. 4'-0
 Max. Ht. Depends
 On Parapet Ht.
 (May be 20'-0 or more)